

Industrial Chemicals – Calcium Carbonate

Exports from low-cost countries:

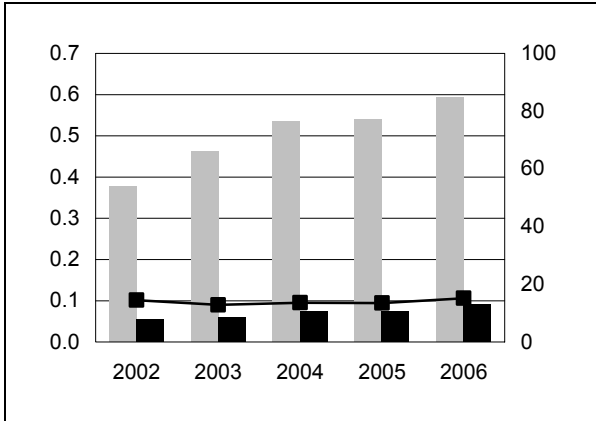


Chart 1: World exports (USD bn), LCC exports (USD bn; %)

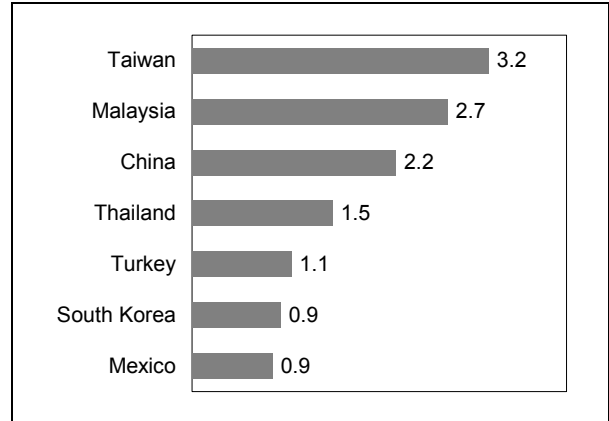


Chart 2: World export shares of leading LCCs (%)

Source-country competitiveness:

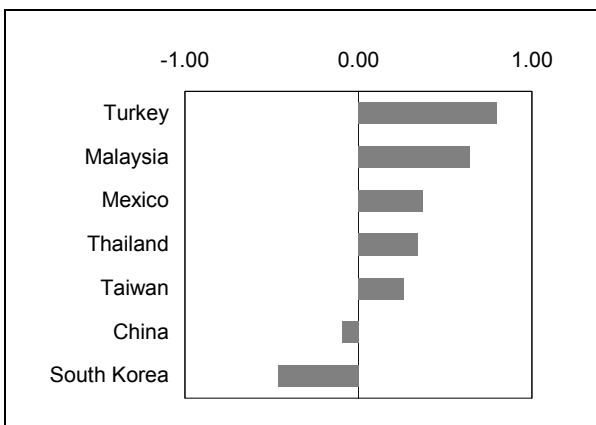


Chart 3: Strength of specialisation of leading LCCs (index)

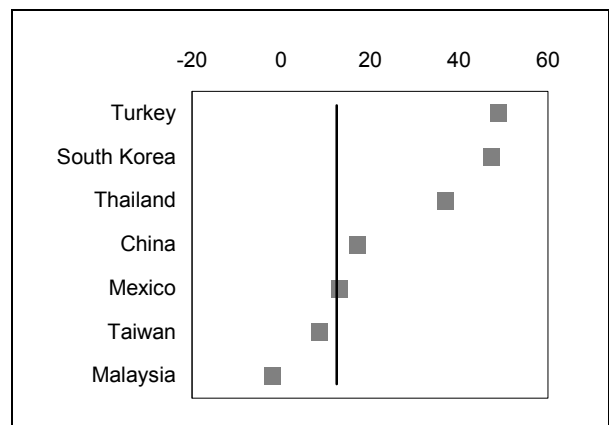


Chart 4: Rate of export growth of leading LCCs (%)

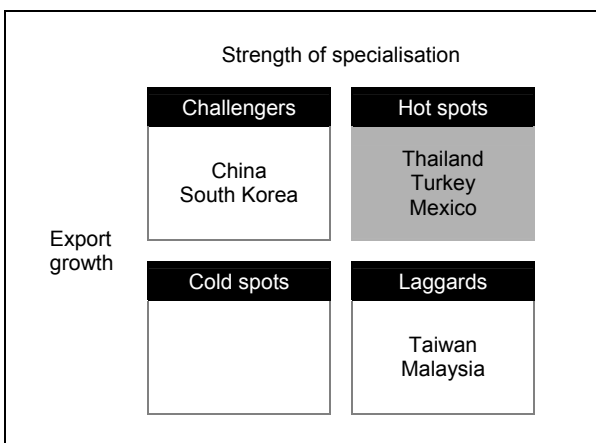


Chart 5: Competitive positioning of leading LCCs

Technical notes:

- Our selection of 'Low-Cost Countries' (LCCs) comprises the 35 leading exporters of manufactures with a GNI / cap below USD 15.000.
- 'Strength of specialisation' (index, -1.00/+1.00) measures a source country's competitive advantage over other LCCs, in the product category.
- 'Export growth' is calculated as the (compound) annual rate of growth. An export growth rate exceeding the LCC-average is an indication of (current) gains in world export share from other LCCs.
- Metrics are based on an analysis of cross-border trade flows, reflecting the views of investors and traders on the ability of source countries to supply international markets.